



OEM App Upgrade

service market > App Service

Version: 20200427

Contents

1	Service Introduction	1
2	Service Subscription Process	2
2.1	Step 1: Logging In to the Tuya Smart Platform	2
2.2	Step 2: Opening the Value-added Service Page	2
2.3	Step 3: Selecting the Required Service	3
2.4	Step 4: Entering Purchase Information	6
2.5	Step 5: Selecting a Payment Method	7
3	FAQs	8
3.1	What Are the Prerequisites for Enabling the OEM App Upgrade Service?	8
3.2	What Is the OEM App Upgrade Service Content? Does It Include the App Launch Service?	8
4		9

1 Service Introduction

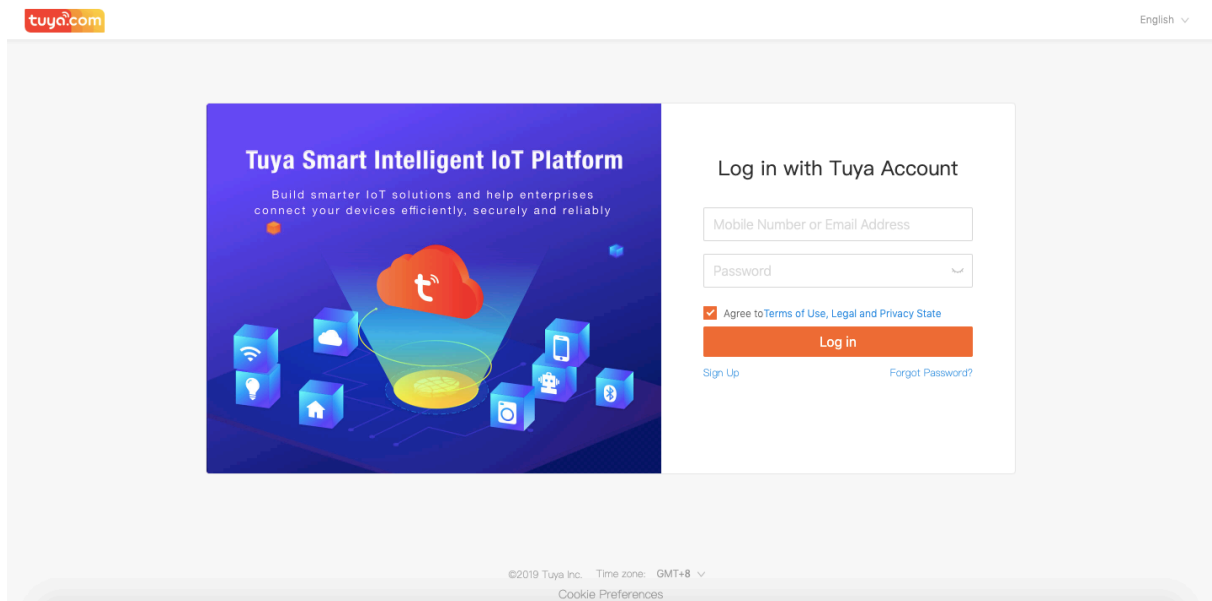
Tuya offers one-stop OEM App version planning, iterative technology development, and maintenance services. You can perform simple operations on the Tuya Smart platform to upgrade your App and keep it competitive.

After purchasing the service, you can create new versions based on [Tuya IoT Version Update](#).

2 Service Subscription Process

2.1 Step 1: Logging In to the Tuya Smart Platform

Open the Tuya Smart platform login page <https://auth.tuya.com>. If you have an account, log in with the account. If you do not have an account, click **Sign Up** to register for an account and then log in.



2.2 Step 2: Opening the Value-added Service Page

Click **Value-added Service** on the top of the homepage to open the **Value-added Service** page.

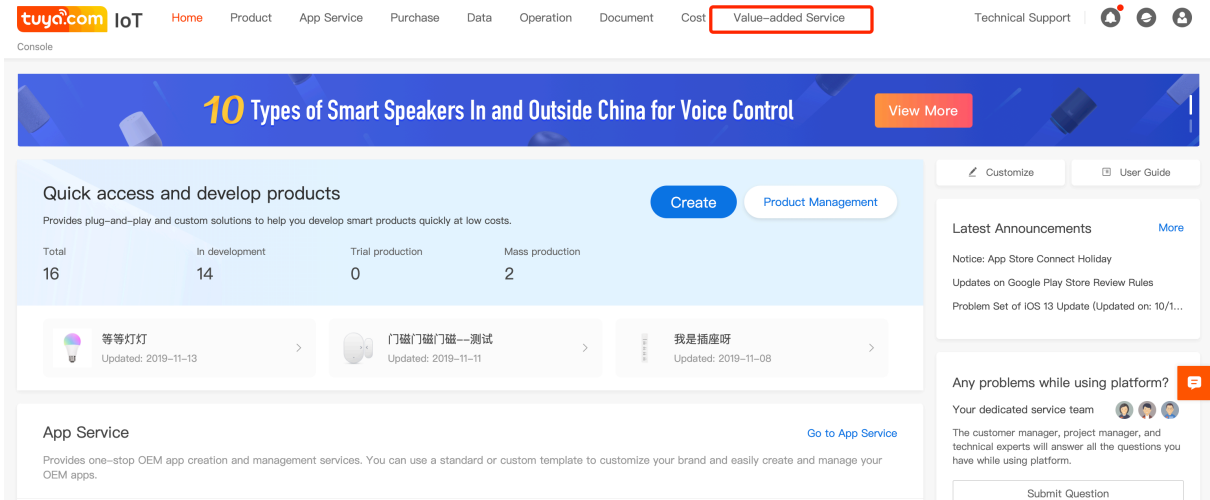


Figure 1: 英文 iot 增值服务入口.png

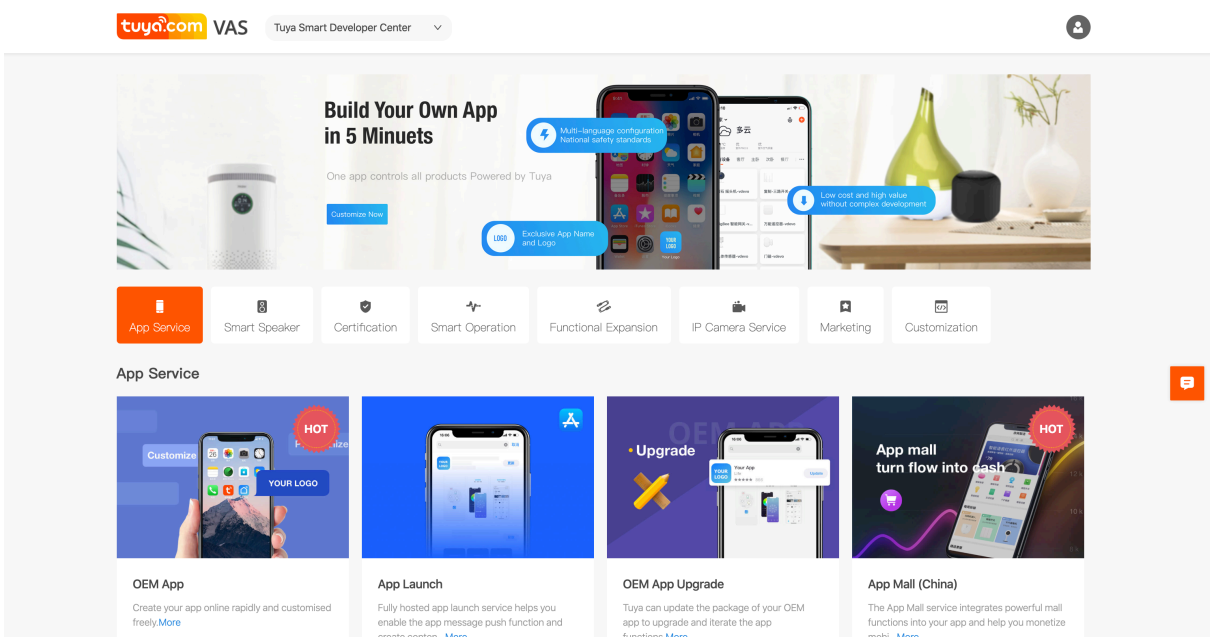


Figure 2: 英文增值服务首页.png

2.3 Step 3: Selecting the Required Service

Click **App Service**. Locate the **OEM App Upgrade** service, and click **Subscribe** to open the **Create Service Order** page.

The screenshot displays the Tuya App Service subscription interface. At the top, a navigation bar includes 'App Service' (highlighted in red), 'Smart Speaker', 'Certification', 'Smart Operation', 'Functional Expansion', 'IP Camera Service', 'Marketing', and 'Customization'. Below this, the 'App Service' section features eight service cards:

- OEM App:** Create your app online rapidly and customised freely. Price: ¥10,000 (was ¥20,000). [More](#)
- App Launch:** Fully hosted app launch service helps you enable the app message push function and create conten... [More](#). Price: Above ¥2,000.
- OEM App Upgrade:** Tuya can update the package of your OEM app to upgrade and iterate the app functions. [More](#). Price: Above ¥600. (This card and its 'Subscribe' button are highlighted with a red border.)
- App Mall (China):** The App Mall service integrates powerful mall functions into your app and help you monetize mobi... [More](#). Price: Above ¥10,000.
- App Mall (International):** App mall turn flow into cash. (Marked as NEW)
- Siri Access:** "Hey Siri, I'm back home"
- Widget Access:** (Marked as NEW)
- Apple Watch Access:** (Marked as NEW)

Figure 3: image.png

Alternatively, click **More** or the **Service cover picture** to view the service details and then click **Subscribe** to subscribe to the service.

App Service

Smart Speaker

Certification

Smart Operation

Functional Expansion

IP Camera Service

Marketing

Customization

App Service

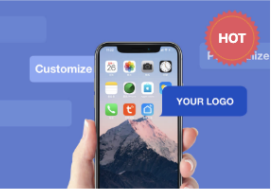

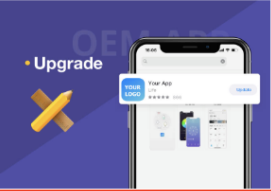


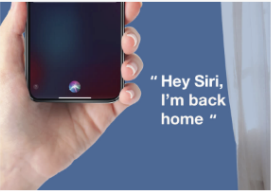
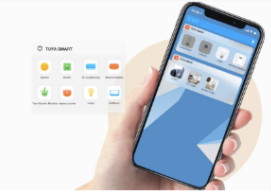

 <p>OEM App Create your app online rapidly and customised freely.More</p> <p>¥10,000 ¥20,000</p> <p style="text-align: center;">Subscribe</p>	 <p>App Launch Fully hosted app launch service helps you enable the app message push function and create conten...More</p> <p>Above ¥2,000</p> <p style="text-align: center;">Subscribe</p>	 <p>OEM App Upgrade Tuya can update the package of your OEM app to upgrade and iterate the app functions...More</p> <p>Above ¥600</p> <p style="text-align: center;">Subscribe</p>	 <p>App Mall (China) The App Mall service integrates powerful mall functions into your app and help you monetize mobi...More</p> <p>Above ¥10,000</p> <p style="text-align: center;">Subscribe</p>
 <p>App Mall (International)</p>	 <p>Siri Access</p>	 <p>Widget Access</p>	 <p>Apple Watch Access</p>

Figure 4: image.png

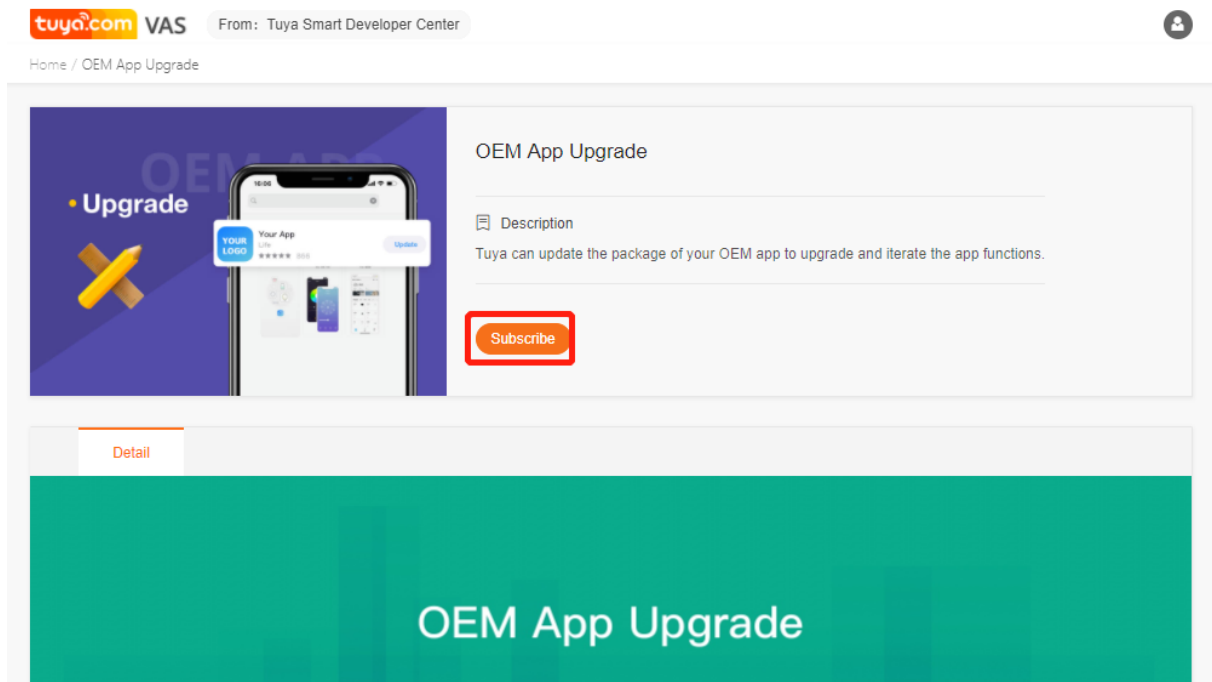


Figure 5: 15.png

2.4 Step 4: Entering Purchase Information

1. Select an App for which to enable the OEM App Upgrade service.
2. Select a package based on actual requirements. The service description varies depending on the selected service package. If you have other special requirements, specify them in the **Notes** text box.
3. Click **Buy now** to pay for your order.

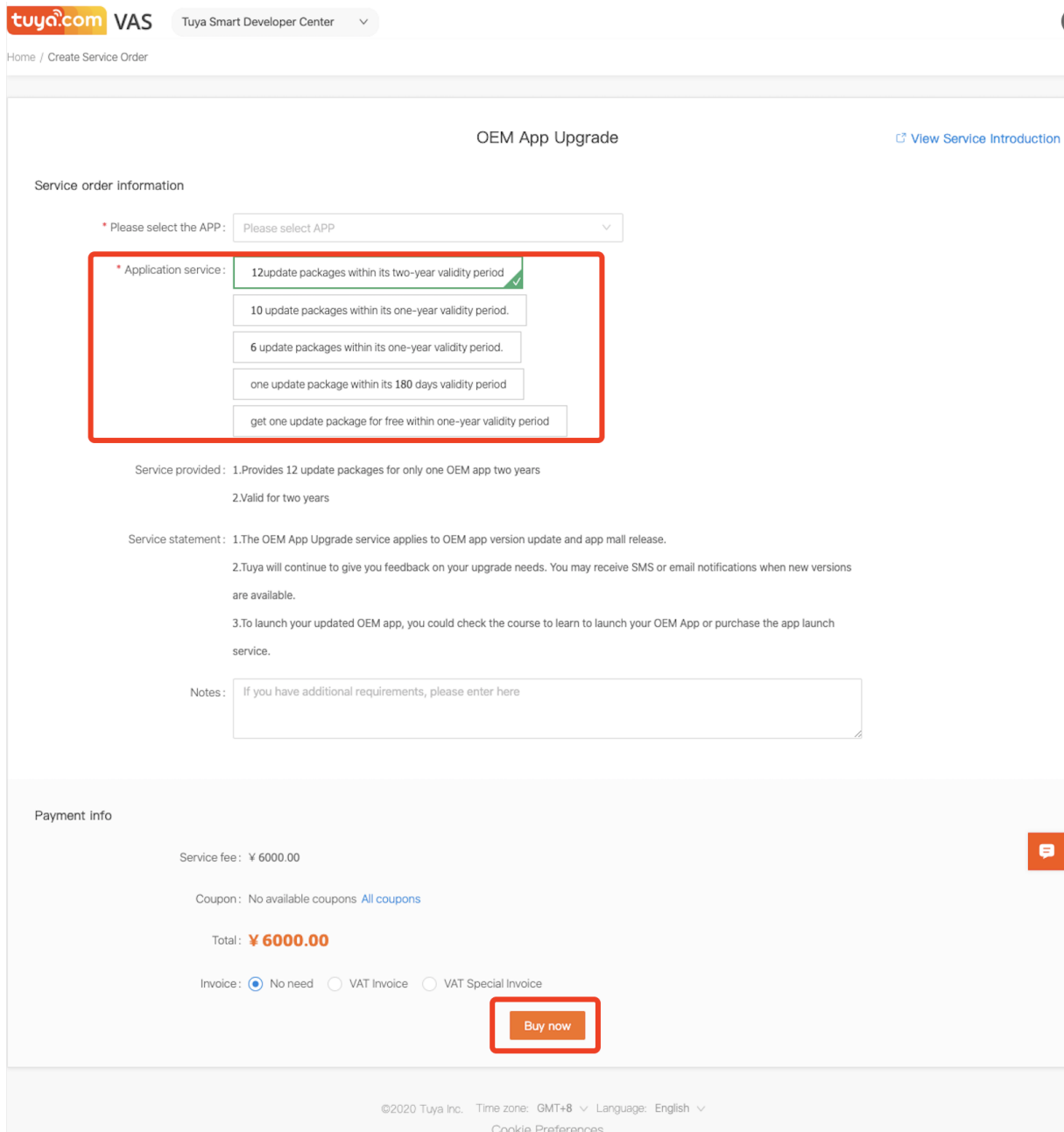


Figure 6: image.png

2.5 Step 5: Selecting a Payment Method

Select a payment method on the **Paypal** tab page.

3 FAQs

3.1 What Are the Prerequisites for Enabling the OEM App Upgrade Service?

You have your own official OEM App. To build an official OEM App, you need to purchase the OEM App service.

3.2 What Is the OEM App Upgrade Service Content? Does It Include the App Launch Service?

If you select the RMB 6000 service package, Tuya will provide 12 update packages to you over two years. The App Launch service is not included. If you need any help in releasing your App updates, see the free App launch instructions that Tuya provides or purchase Tuya's App Launch service.

4

For more FAQs, visit http://faq.en.tuya.com/cateQuestion.htm?tntInstId=Dss_sP5T&helpCode=SCE_00000163&catId=129724.