



Siri Access

service market > App Service

Version: 20200427

Contents

1	Service Introduction	1
2	Service Subscription Process	2
2.1	Step 1: Logging In to the Tuya Smart Platform	2
2.2	Step 2: Opening the Value-added Service Page	2
2.3	Step 3: Selecting the Required Service	3
2.4	Step 4: Entering Purchase Information	6
2.5	Step 5: Selecting a Payment Method	7
3	FAQs	8
3.1	Can I Connect My Custom App to Siri?	8
3.2	For How Long Is the Siri Access Service Certificate Valid?	8
3.3	Do I Need to Subscribe to the Siri Access Service for My TuyaSmart or Smart Life App?	8
4		9

1 Service Introduction

The Siri Access service associates your OEM App with Siri, so that users can implement intelligent scenarios pre-configured on the App through Siri.

Note: Siri is a voice control function that Apple applies on its products such as iPhone, iPad, and MacBook to make these products intelligent. The Siri Access service is applicable only to iPhone iOS 12 or later versions.

2 Service Subscription Process

Before applying for the service, obtain the mobileprovision file of the App, Siri, and Siri UI and send them to Tuya personnel. For details on how to configure the Siri function, see [iOS Siri Configuration](#).

2.1 Step 1: Logging In to the Tuya Smart Platform

Open the Tuya Smart platform login page <https://auth.tuya.com>. If you have an account, log in with the account. If you do not have an account, click **Sign Up** to register for an account and then log in.

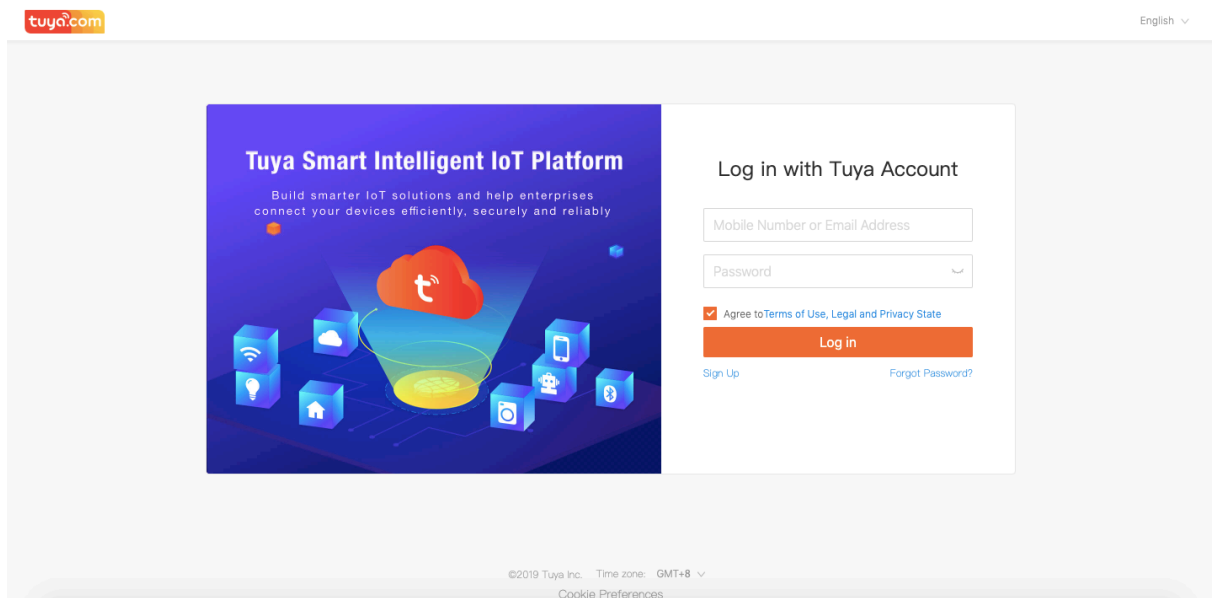


Figure 1: 英文登陆.png

2.2 Step 2: Opening the Value-added Service Page

Click **Value-added Service** on the top of the homepage to open the **Value-added Service** page.

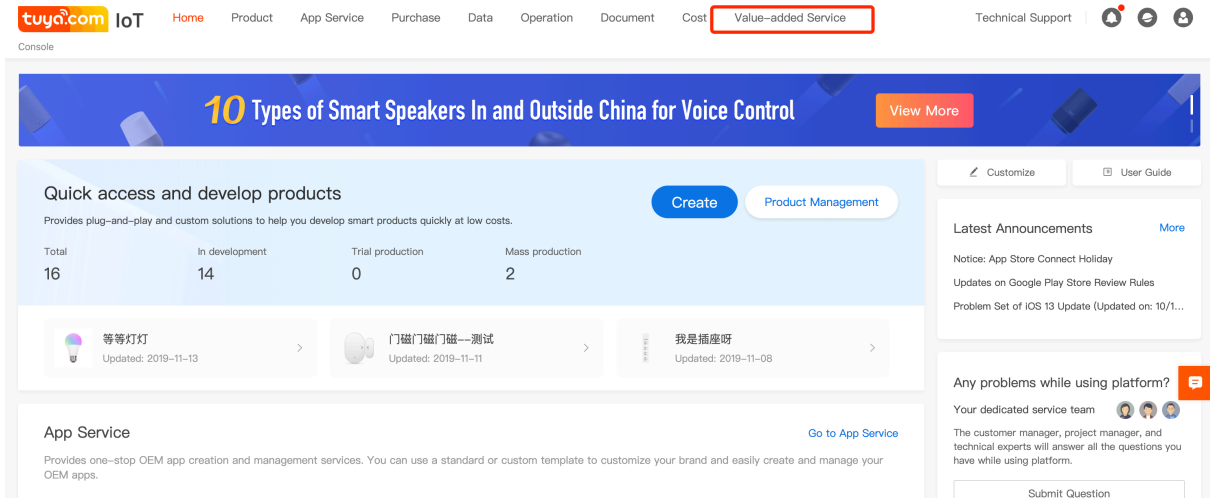


Figure 2: 英文 iot 增值服务入口.png

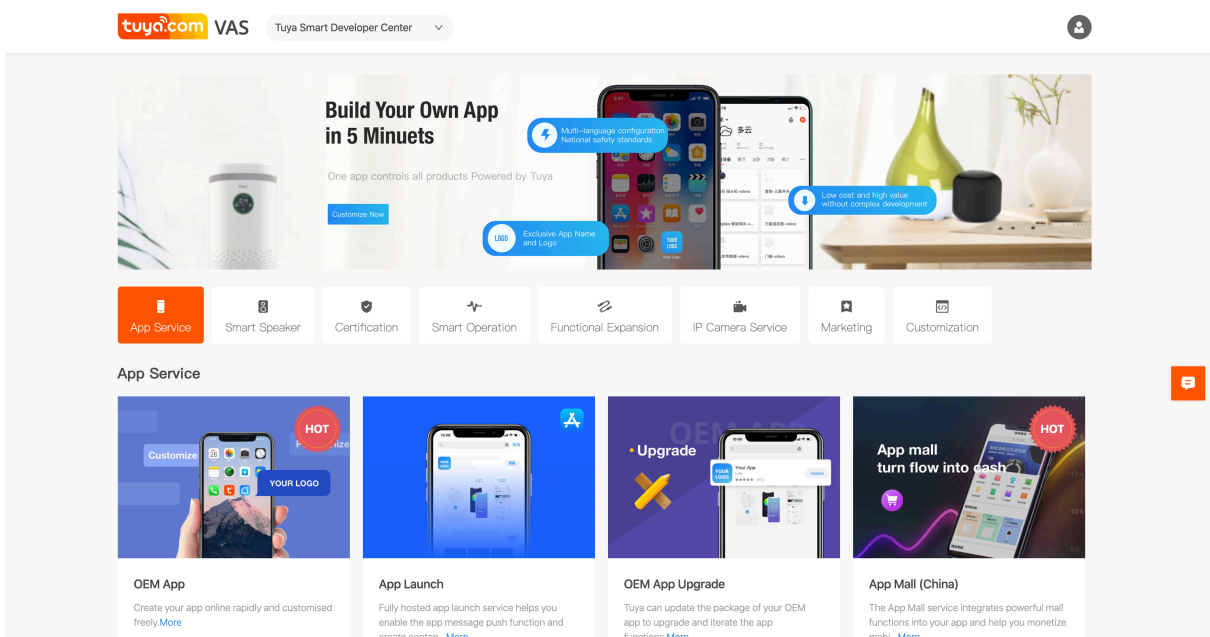


Figure 3: 英文增值服务首页.png

2.3 Step 3: Selecting the Required Service

Click **App Service**. Locate the **Siri Access** service, and click **Subscribe** to open the **Create Service Order** page.

The screenshot displays a grid of service cards under the 'App Service' category. Each card includes a title, a brief description, a price range, and a 'Subscribe' button. The 'Siri Access' card and its 'Subscribe' button are highlighted with red boxes.

Service Name	Description	Price
OEM App	Create your app online rapidly and customised freely.	¥10,000 - ¥20,000
App Launch	Fully hosted app launch service helps you enable the app message push function and create content.	Above ¥2,000
OEM App Upgrade	Tuya can update the package of your OEM app to upgrade and iterate the app functions.	Above ¥600
App Mall (China)	The App Mall service integrates powerful mall functions into your app and help you monetize mobile.	Above ¥10,000
App Mall (International)	The App Mall service integrates powerful mall functions into your app and allows you to customize.	Above ¥10,000
Siri Access	Connect your iOS app to Siri and enable your iOS app to coordinate with Siri to execute preset actions.	¥5,000
Widget Access	Widget access for your OEM app allows you to quickly control devices without having to open the app.	¥5,000
Apple Watch Access	Tuya connects your OEM app to Apple Watch, allowing you to control your smart devices on your Apple Watch.	¥5,000

Figure 4: image.png

Alternatively, click **More** or the **Service cover picture** to view the service details and then click **Subscribe** to subscribe to the service.

The screenshot displays the Tuya App Service subscription interface. At the top, a navigation bar includes 'App Service' (highlighted in orange) and other categories: Smart Speaker, Certification, Smart Operation, Functional Expansion, IP Camera Service, Marketing, and Customization. The main content area is a grid of service cards:

- OEM App:** Create your app online rapidly and customised freely. Price: ¥10,000 (was ¥26,000). Includes a 'Subscribe' button.
- App Launch:** Fully hosted app launch service helps you enable the app message push function and create conten... Price: Above ¥2,000. Includes a 'Subscribe' button.
- OEM App Upgrade:** Tuya can update the package of your OEM app to upgrade and iterate the app functions. Price: Above ¥600. Includes a 'Subscribe' button.
- App Mall (China):** The App Mall service integrates powerful mall functions into your app and help you monetize mobi... Price: Above ¥10,000. Includes a 'Subscribe' button.
- App mall turn flow into cash (NEW):** Includes a 'Subscribe' button.
- Siri Access:** Connect your iOS app to Siri and enable your iOS app to coordinate with Siri to execute preset... Price: ¥5,000. Includes a 'Subscribe' button. The 'More' link is highlighted with a red box.
- Widget Access:** Widget access for your OEM app allows you to quickly control devices without having to open the... Price: ¥5,000. Includes a 'Subscribe' button.
- Apple Watch Access (NEW):** Tuya connects your OEM app to Apple Watch, allowing you to control your smart devices on your Ap... Price: ¥5,000. Includes a 'Subscribe' button.

Figure 5: image.png

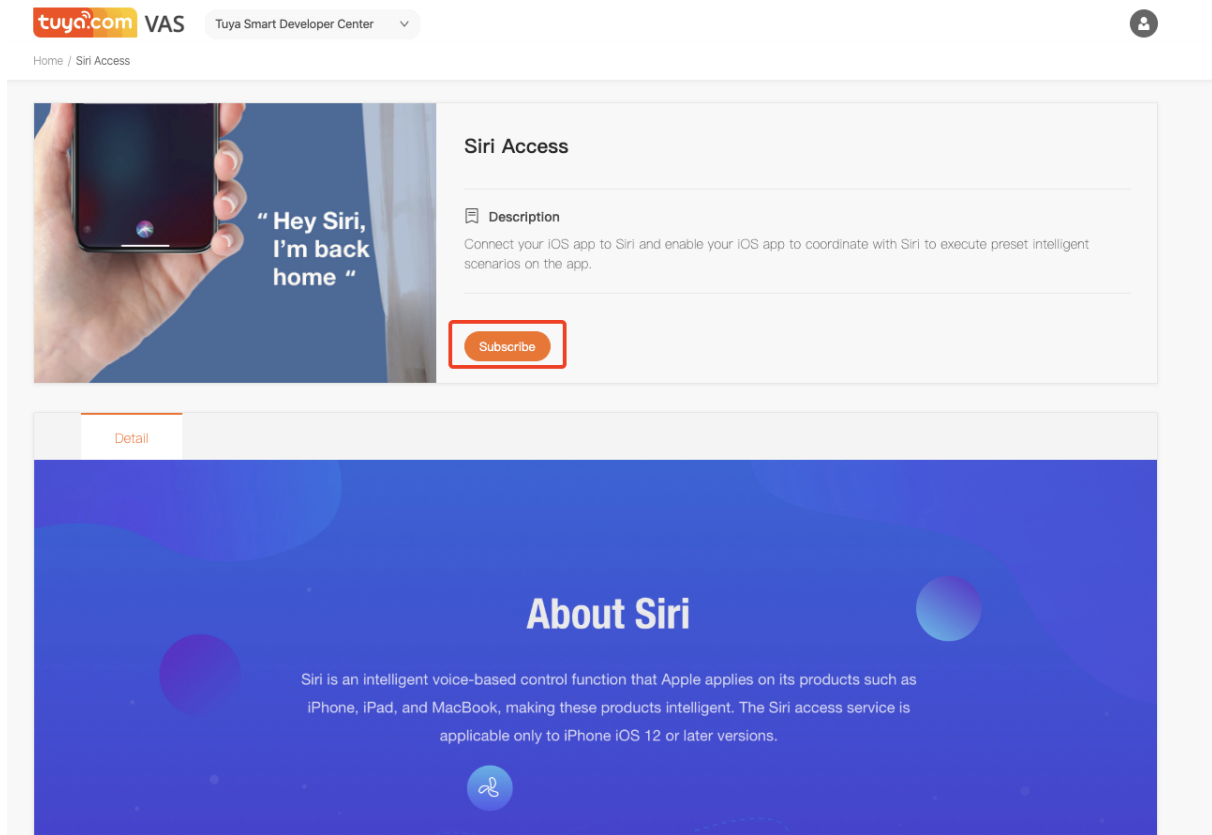


Figure 6: image.png

2.4 Step 4: Entering Purchase Information

1. Select an App for which to enable the Siri Access service.
2. Download the application template, fill in information as required, and upload it.
3. Specify your phone number and email address.
4. Click **Buy now** to pay for your order.

Siri Access [View Service Introduction](#)

Service order information

* Please select the APP:

Service Description: 1.After the Siri access service is enabled, users who use the iPhone running iOS 12 or a later version can ask Siri to execute the shortcut instructions pre-configured on your app
 2.After you pay for the service, Tuya can complete access and testing within three to five workdays. Tuya will then apply to release your app updates, and the release time is subject to the App Store's review, which requires about one week.
 3.The Siri access service is available to customers who have created OEM apps on Tuya's basic apps. If your customized apps require access to Siri, contact Tuya personnel for assessment.
 4.To enable Siri access for multiple OEM apps, purchase the service for the apps separately.

Download template: [Siri Access Service — Customer Application Template.xlsx](#)

* Upload the completed template:
Only xls,xlsx,doc,docx format uploads are supported, shall not exceed 10 mb

* Contact:

* Email:

Payment info

Service fee: ¥ 5000.00

Coupon: No available coupons [All coupons](#)

Total: **¥ 5000.00**

Invoice: No need VAT Invoice VAT Special Invoice

Figure 7: 14.png

2.5 Step 5: Selecting a Payment Method

Select a payment method on the **Paypal** tab page.

3 FAQs

3.1 Can I Connect My Custom App to Siri?

To enable Siri access for your custom App, contact Tuya personnel for evaluation.

3.2 For How Long Is the Siri Access Service Certificate Valid?

The Siri Access service certificate is valid for a period of one year.

3.3 Do I Need to Subscribe to the Siri Access Service for My TuyaSmart or Smart Life App?

No. Siri access is already available in the TuyaSmart or Smart Life App.

4

For more FAQs, visit http://faq.en.tuya.com/cateQuestion.htm?tntInstId=Dss_sP5T&helpCode=SCE_00000163&catId=129725.