



App Store Version Update

App Development > OEM App > Version Update

Version: 20200618

Contents

0.1 Prepare	1
0.2 1. Create new version, update version info	3
0.3 2. Upload App Package	5
0.4 3. Submit for Review	8

0.1 Prepare

- An Apple ID with Apple Developer Program. See: [Enrollment - Support - Apple Developer](#)
- macOS computer with [Xcode](#) and [Transporter](#) installed.
- Contact with tuya to config the review mode, and rebuild the app, after config you can get app package from Tuya IoT Platform and start to take example video and preview images

Personalization 1 Function 2 Build 3 Launch 4

Submit your question.

Exclusive service team

定制固件版本更新

Congratulations, you have obtained the launch package. Launch your app based on the following help documents(if you need to release the app to Google Play, be sure to use the "Applied For Google Play").

Get the Launch Package

iOS Launch Package

Description: Provide a complete iOS installation package for the App Store

Use Range: App Store only

Documentation: [Releasing iOS App help documentation](#) [Apple Store Version Update help documentation](#)

Download: [Download for iOS](#)

Android Launch Package

Type:	Android–Mainland China	Applied For Google Play
Description:	Contains the most complete capabilities. Compared with the Google Play version, it has more services required by domestic users in China, including push services (such as Umeng,XG Push, Xiaomi, OPPO, vivo, Huawei, Meizu push channels), maps (Amap), social login (QQ login, WeChat login) service module	Compared with the Android–Mainland China version, it does not include the services required by Chinese domestic users. Advantage: The installation package file is smaller, which can improve the probability of approval in the Google Play market.
Use Range:	Recommended for listing in domestic Android app stores	1.Recommended for publishing on Google Play 2、 Local Android app stores overseas
Documentation:	No data	Google Play Publishing help documentation Google Play Version Update help documentation
Download:	Download for Android–Mainland China	Download for Google Play

If you only want to launch your app on one app platform in China, select [MyApp](#). You can also select multiple app platforms to allow users to conveniently download your app.

Launch on an App Platform

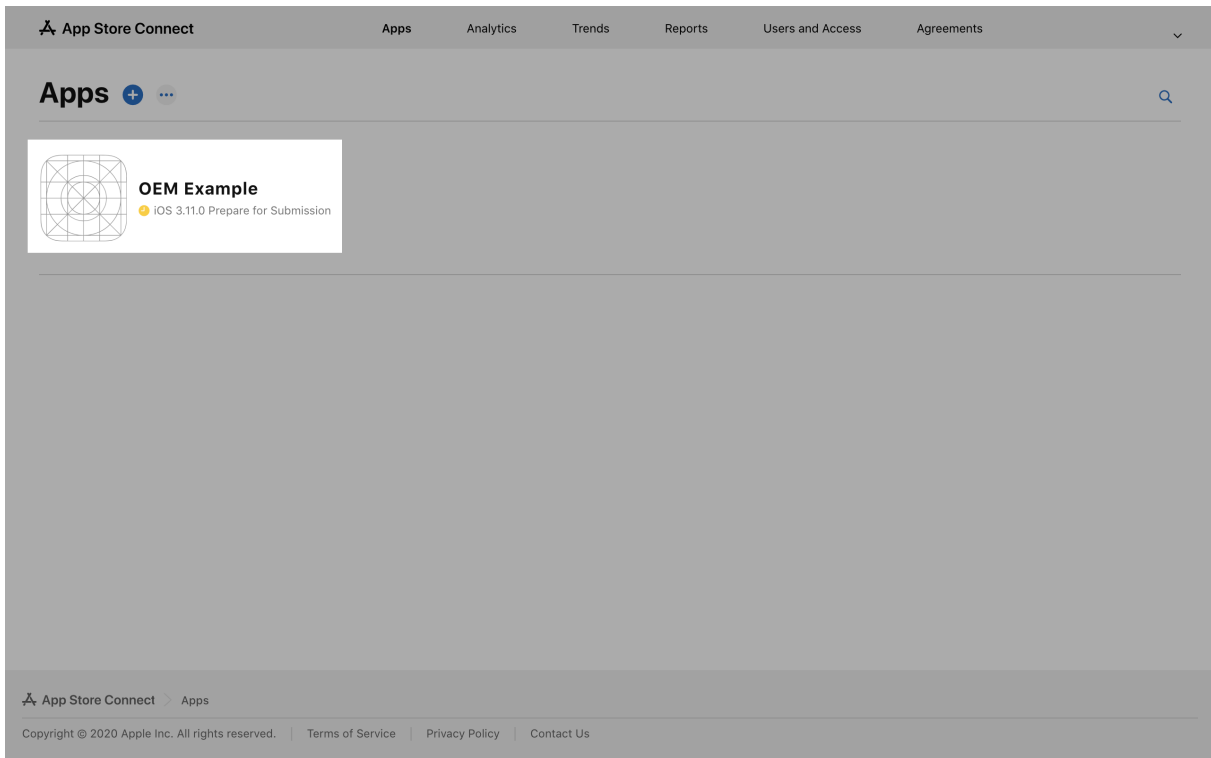
1. 360 Mobile Assistant	2. Huawei App Market	3. Oppo Software Store
4. SnapPea	5. Mumayi Market	6. Sogou Mobile Assistant
7. Anzhi Market	8. Tencent MyApp	9. Alibaba Cloud Developer Platform
10. Baidu Mobile Assistant (91 Assistant/Android Market)	11. AppChina	12. Estore
15. Eloquent Market	13. Mi Store	14. PP Assistant
	16. Meizu App Store	17. Lenovo Le Store

Remarks: The preceding information is not updated in real time. To obtain the latest materials, visit the official websites of the app platforms.

Select Launch Mode Launched

0.2 1. Create new version, update version info

1.1 Log in the Apple store with developer account [App Store Connect](#), Select the App that needs to be updated, click to the next step.



1.2 Click + button to create a new version. Please keep the version number consistent with the Tuya IoT platform version number.

iOS App



✓ 3.17.8 Ready for Sale

Add macOS App

Add tvOS App

General

App Information

Pricing and Availability

Ratings and Reviews

Version History

In-App Purchases

Manage

App Store Promotions

1.3 After creating the new version, you need to fill the [What's New in This Version](#) section of the version information. If the App is released with more than one language, you need to fill in the information in the different languages. After finishing, click [Save](#) in the upper right corner.

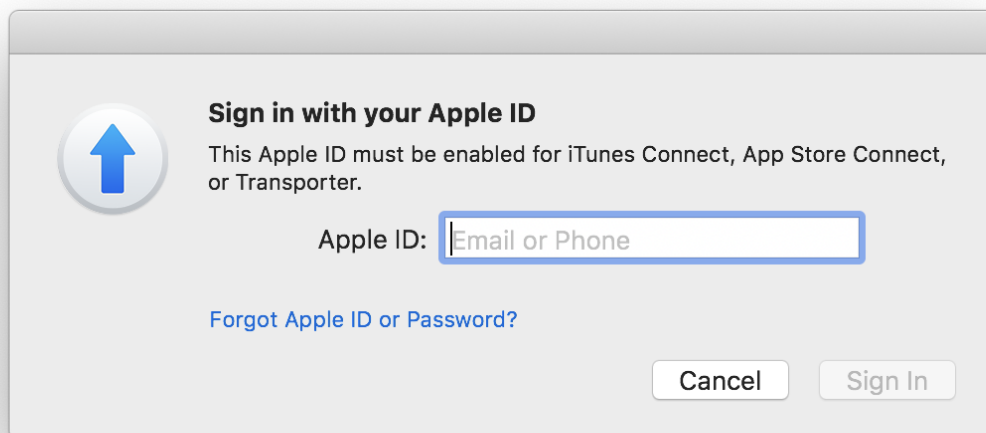
1.4 Please check if there is device in the test account (the device needs to be consistent with the device in the preview of step 4), and the device needs to remain online during the submission review.

1.5 Please check if the demo video in the note can be viewed normally (the device in this video needs to be consistent with the device in step 4, step 5). If the device in the video is found to be inconsistent, please re-shoot and upload it to YouTube and also attach the video get link here in the note. Demo video reference. [Demo video reference](#)

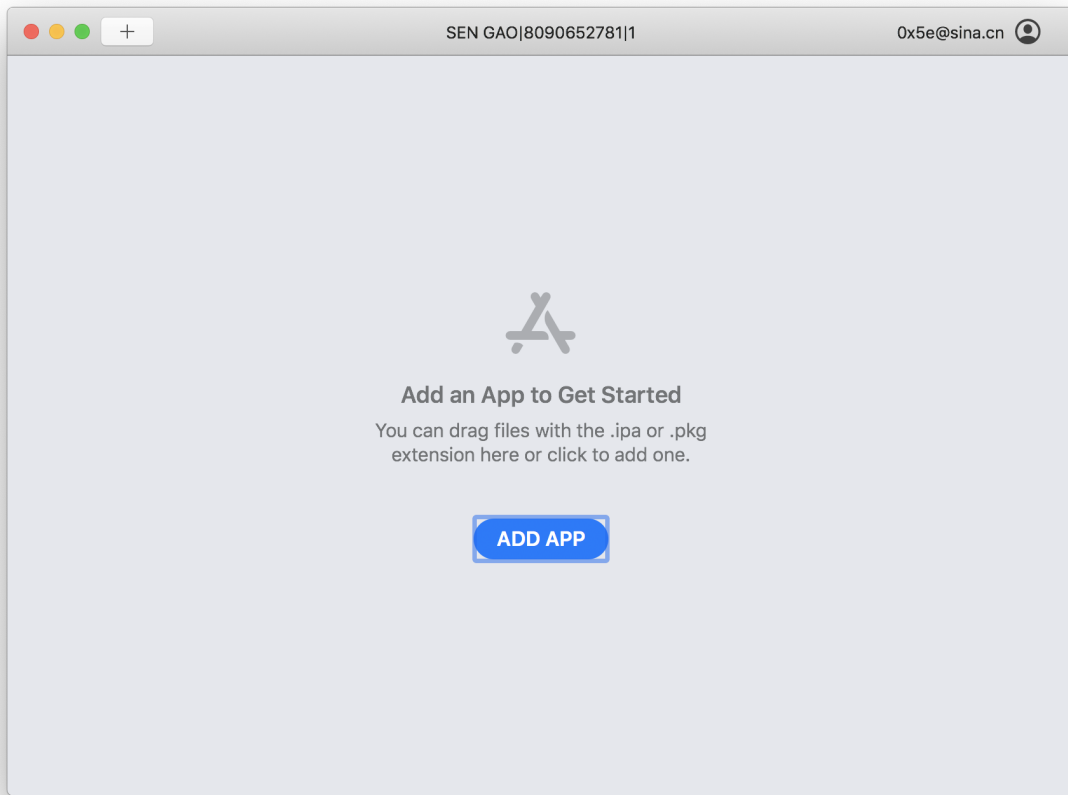
0.3 2. Upload App Package

Attention: Please stop using [Application Loader](#) to upload the App, it has many unknown issue cause the upload failed. Use [Transporter](#) instead.

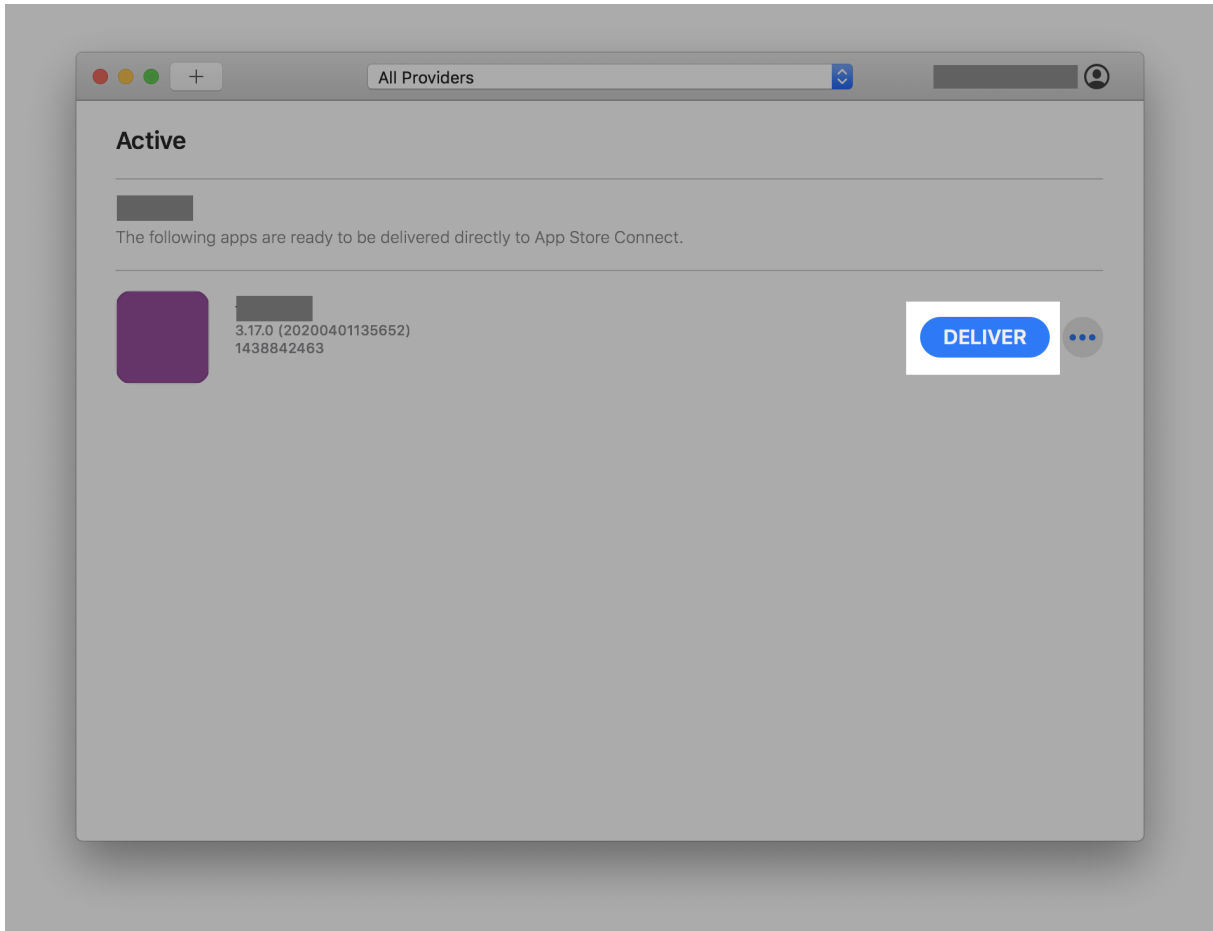
2.1 Open the [Transporter](#) App and login.



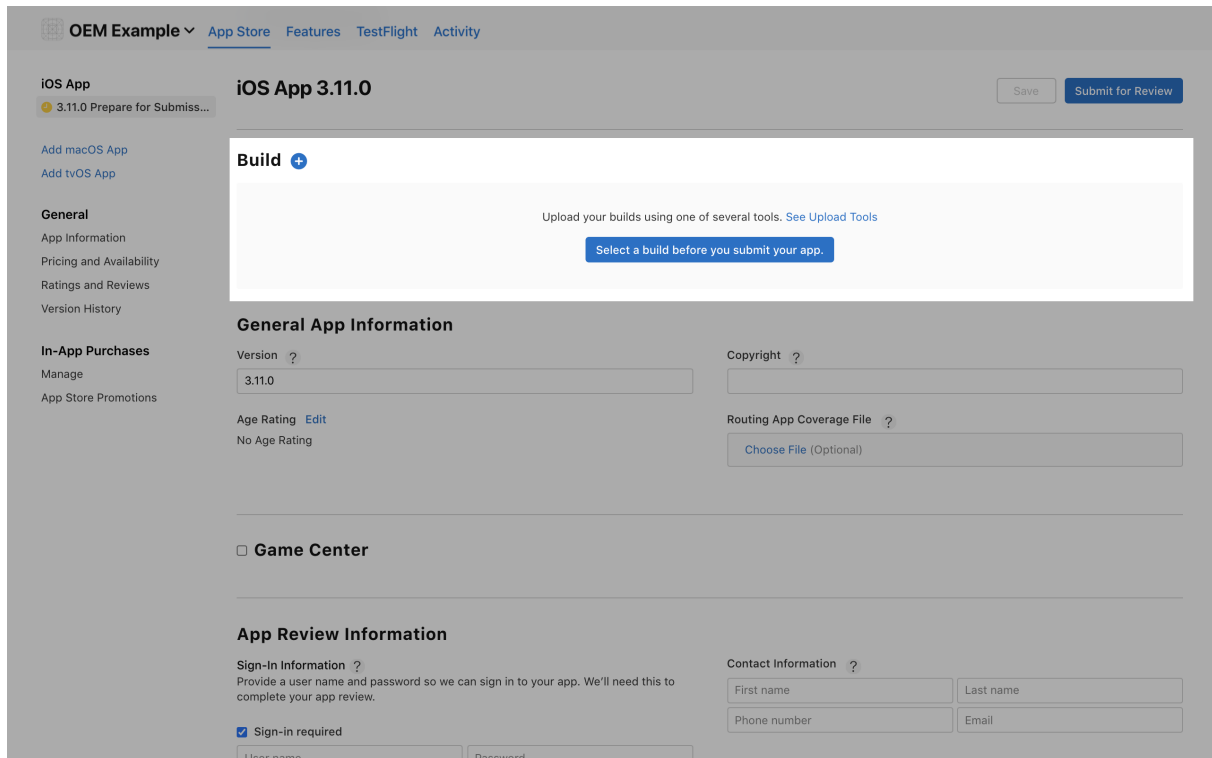
2.2 Click [Add APP](#), and select the prepared official App installation package. The file suffix is [.ipa](#)



2.3 Click [Deliver](#). If not succeed in long time, please retry.



2.4 After the App installation package is successfully uploaded, please wait for 15 minutes - 1 hours, and go back to App Store Connect, add the package at the [Building version](#) position, and click [Complete](#) .



0.4 3. Submit for Review

After filling in all information, click the [Submit for Review](#) button.

The App review usually takes 1 to 3 working days. The App will be released automatically to the App store once it is approved, and a notification email to inform the contact person of the successful approval will be sent.

In case of any troubles in releasing App in the App store, you can contact the staff of Tuya for help at any time.